


PORTFOLIO AS ON 13TH FEBRUARY, 2015

| PORTFOLIO | PSU-PFI/NON PSU-PFI | INSTRUMENT RATING | % OF NAV |
|---|----------------------------|--------------------------|-----------------|
| Certificate of Deposits | | | 46.30 |
| Oriental Bank of Commerce | PSU-PFI | ICRA A1+ | 8.19 |
| IndusInd Bank Limited | NON PSU-PFI | CRISIL A1+ | 6.41 |
| Canara Bank | PSU-PFI | CRISIL A1+ | 5.88 |
| Indian Bank | PSU-PFI | FITCH A1+ | 5.88 |
| Punjab National Bank | PSU-PFI | CRISIL A1+ | 4.12 |
| Axis Bank Limited | NON PSU-PFI | CRISIL A1+ | 2.93 |
| Bank of India | PSU-PFI | CRISIL A1+ | 2.93 |
| Punjab and Sind Bank | PSU-PFI | ICRA A1+ | 2.93 |
| State Bank of Travancore | PSU-PFI | CRISIL A1+ | 2.93 |
| IDBI Bank Limited | PSU-PFI | CRISIL A1+ | 2.92 |
| Union Bank of India | PSU-PFI | CRISIL A1+ | 1.18 |
| | | | |
| Commercial Papers | | | 48.03 |
| Aditya Birla Finance Limited | NON PSU-PFI | ICRA A1+ | 5.88 |
| Edelweiss Financial Services Limited | NON PSU-PFI | CRISIL A1+ | 5.86 |
| Tata Capital Financial Services Limited | NON PSU-PFI | ICRA A1+ | 5.85 |
| Kotak Mahindra Prime Limited | NON PSU-PFI | CRISIL A1+ | 5.84 |
| Religare Securities Limited | NON PSU-PFI | ICRA A1+ | 2.95 |
| Cox & Kings Limited | NON PSU-PFI | CARE A1+ | 2.94 |
| Indiabulls Housing Finance Limited | NON PSU-PFI | CRISIL A1+ | 2.93 |
| | | | |
| SREI Equipment Finance Private Limited | NON PSU-PFI | CARE A1+ | 2.93 |
| Bajaj Finance Limited | NON PSU-PFI | CRISIL A1+ | 2.92 |
| Export And Import Bank of India | PSU-PFI | ICRA A1+ | 2.92 |
| Nirma Limited | NON PSU-PFI | CRISIL A1+ | 2.92 |
| RHC Holding Company Private Limited | NON PSU-PFI | ICRA A1+ | 2.91 |
| Larsen & Toubro Limited | NON PSU-PFI | CRISIL A1+ | 1.18 |
| | | | |
| Fixed Deposits | | | 0.24 |
| HDFC Bank Limited | NON PSU-PFI | | 0.24 |
| | | | |
| Treasury Bills | | | 3.50 |
| GOI | Sovereign | Sovereign | 3.50 |
| | | | |
| CBLO/Reverse Repo/ Net Current Assets/ Cash/ Cash Equivalent | | | 1.93 |
| Total | | | 100.00 |

Fund Managed by – Mr. Ramesh Rachuri, Head - Fixed Income




Quarterly AAUM as on 31st December, 2014 – 1,023.96 Cr.

PRODUCT LABELLING

| NAME OF THE SCHEME | THIS PRODUCT IS SUITABLE FOR INVESTORS WHO ARE SEEKING* |
|--|--|
| Peerless Liquid Fund Open-ended Liquid Scheme | <ul style="list-style-type: none"> Income over short term. Investment in debt and money market instruments. Low risk  (Blue) |

*Investors should consult their financial advisers if in doubt about whether the product is suitable for them.

Note: Risk may be represented as:

| | | |
|--|--|---|
|  (BLUE) investors understand that their principal will be at low risk |  (YELLOW) investors understand that their principal will be at medium risk |  (BROWN) investors understand that their principal will be at high risk |
|--|--|---|

Toll Free No. 1800 103 8999 * Non-Toll Free: 022 61779922

MUTUAL FUND INVESTMENTS ARE SUBJECT TO MARKET RISKS, READ ALL SCHEME RELATED DOCUMENTS CAREFULLY.